

The State of Healthcare in
Sacramento County
June 6, 2009

Glennah Trochet M.D.

Demographics



Sacramento County Snapshot

Community Services Planning Council
Research & Planning Center
May 2009

Population Projections

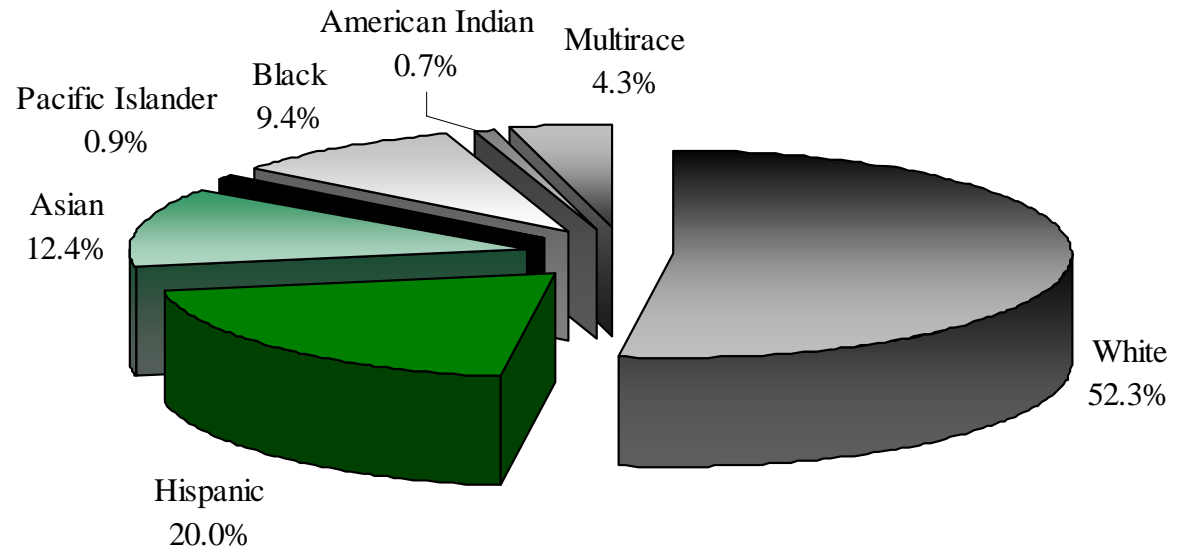
Total Population Estimates and Projections by Race/Ethnicity Sacramento County 2000 - 2040

	White	Hispanic	Asian	Pacific Islander	Black	American Indian	Multirace	Total
2000	58.5%	16.0%	11.2%	0.6%	9.8%	0.8%	3.2%	1,233,575
2008	52.3%	20.0%	12.4%	0.9%	9.4%	0.7%	4.3%	1,422,789
2020	47.1%	23.1%	13.4%	1.1%	9.6%	0.7%	5.0%	1,622,306
2040	38.9%	28.0%	14.8%	1.4%	9.8%	0.6%	6.5%	1,989,221

Source: California Department of Finance

Population by Race/Ethnicity Sacramento County 2008

Hispanics
represent the
fastest growing
group in
Sacramento
County



Population Projections

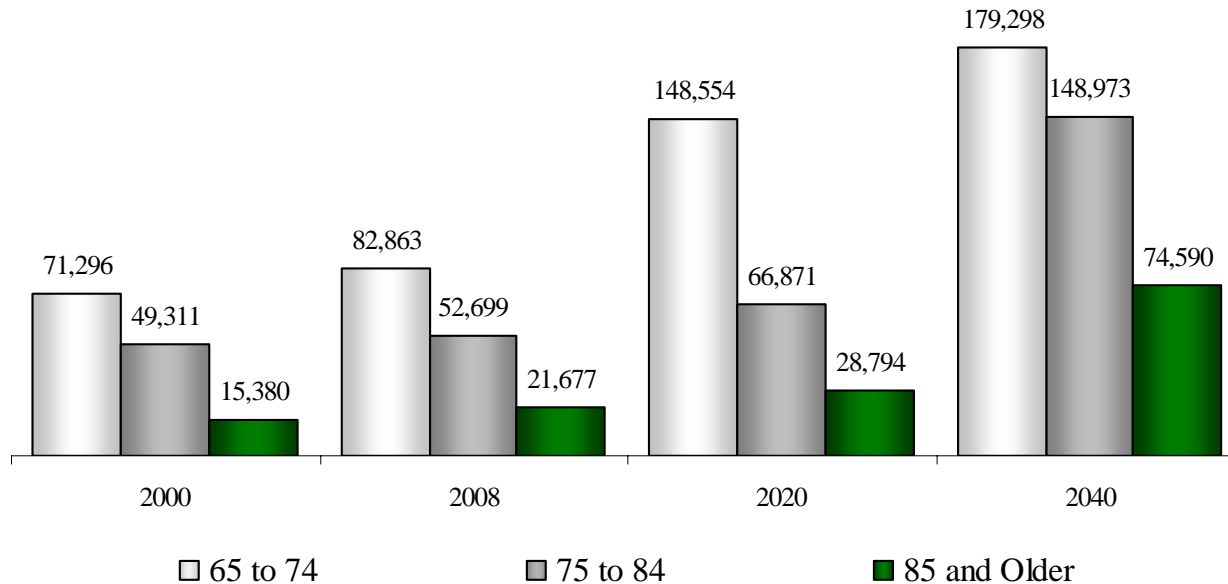
The California Department of Finance projects that Senior residents, age 65 and older, will number more than 400,000 in 2040. This is an addition of more than 245,000 Seniors or a 156% increase from 2008 (157,239)

Population Projection by Age Groups
Sacramento County 2000 - 2040

	Under 18	18 to 64	65 and Older	Total
2000	27.7%	61.3%	11.0%	1,233,575
2008	26.6%	62.4%	11.1%	1,422,789
2020	24.8%	60.1%	15.1%	1,622,306
2040	23.7%	56.1%	20.3%	1,989,221

Source: California Department of Finance

Population Projections 65 and Older
Sacramento County 2000 - 2040



Population Estimates

Population by City Sacramento County 2000 - 2008

	2000	2002	2004	2006	2008	Percent Change 2000-2008
Citrus Heights	85,071	87,708	87,686	86,988	87,321	2.6%
Elk Grove	0	81,253	109,948	131,033	139,542	71.7% (2002 - 2008)
Folsom	51,884	60,973	66,025	69,521	72,590	39.9%
Galt	19,472	21,019	22,165	23,007	23,913	22.8%
Isleton	828	843	838	814	817	-1.3%
Rancho Cordova	0	0	54,667	56,432	60,975	11.5% (2004 - 2008)
Sacramento	407,018	426,440	444,041	457,837	475,743	16.9%
County Total	1,223,499	1,287,583	1,345,634	1,387,257	1,424,415	16.4%

Source: California Department of Finance

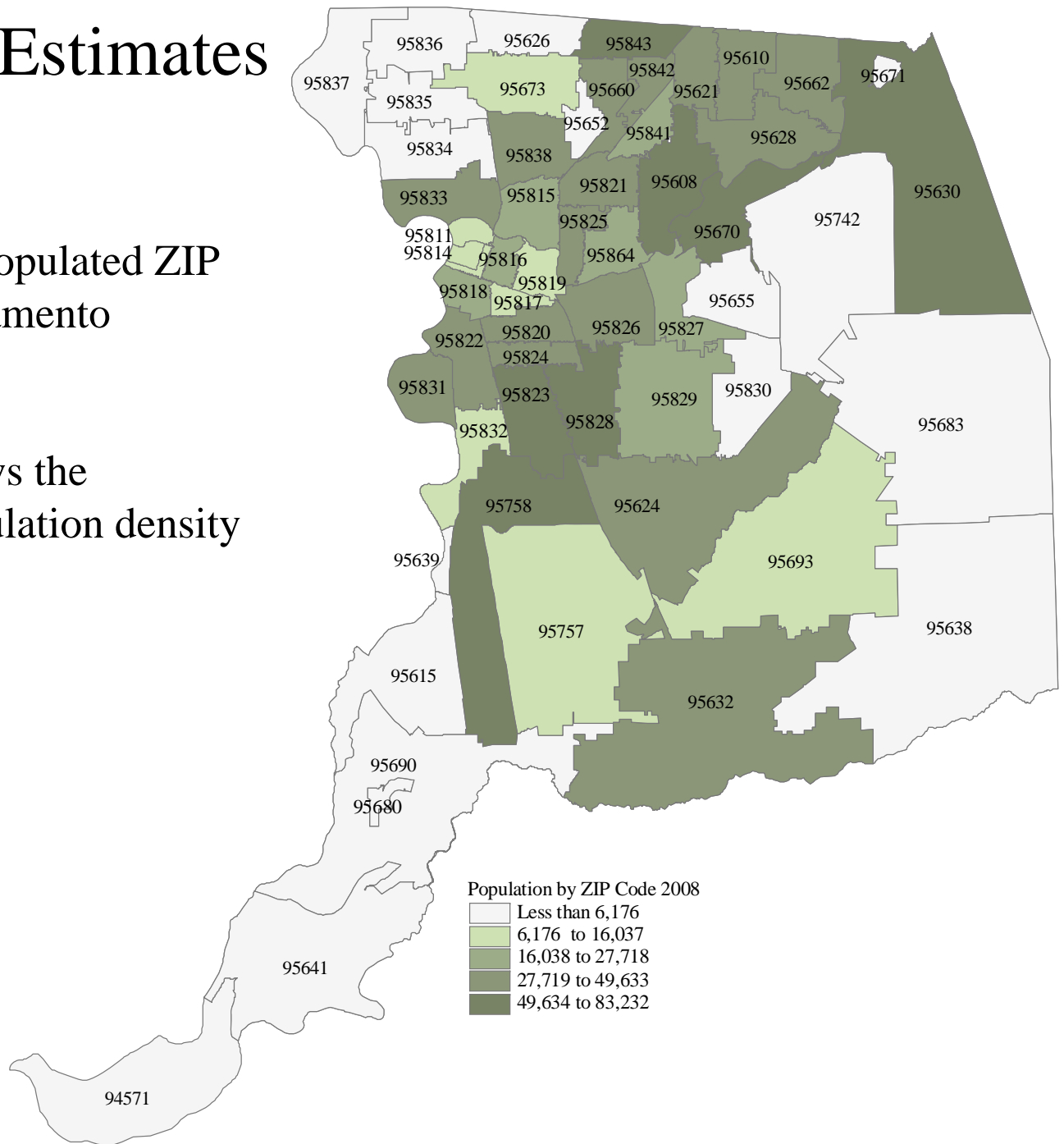
Overall, Sacramento County increased by more than 200,000 residents between 2000 and 2008

- City of Sacramento increased by 68,725
- City of Elk Grove increased by 58,289
- City of Folsom increased by 20,706

Population Estimates

There are 53 populated ZIP Codes in Sacramento County.

This map shows the estimated population density by Zip Code



Foreign-Born

It is estimated that nearly 20% of Sacramento County residents are foreign born

U.S. Citizenship Status Sacramento County 2005-2007

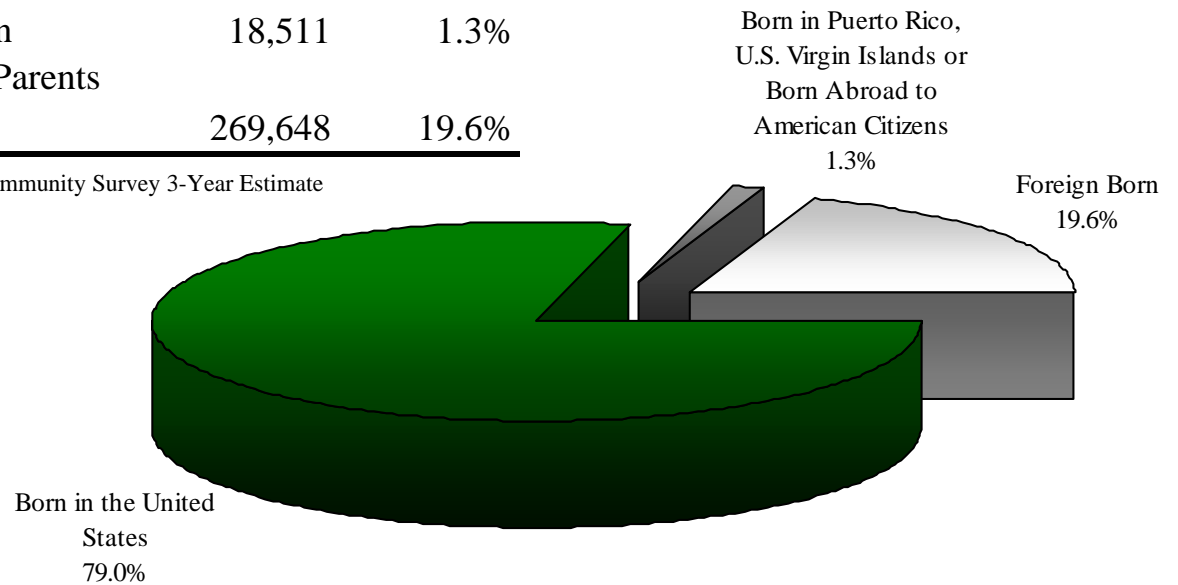
Foreign-Born Population	269,648	100.0%
Naturalized U.S. Citizen	116,980	43.4%
Not a U.S. Citizen	152,668	56.6%

Source: U.S. Census Bureau, American Community Survey 3-Year Estimate

Native and Foreign Born Sacramento County 2005-2007

Total Population	1,373,773	100.0%
Born in the United States	1,085,614	79.0%
Born in Puerto Rico, U.S. Virgin Islands or Born Abroad to American Parents	18,511	1.3%
Foreign Born	269,648	19.6%

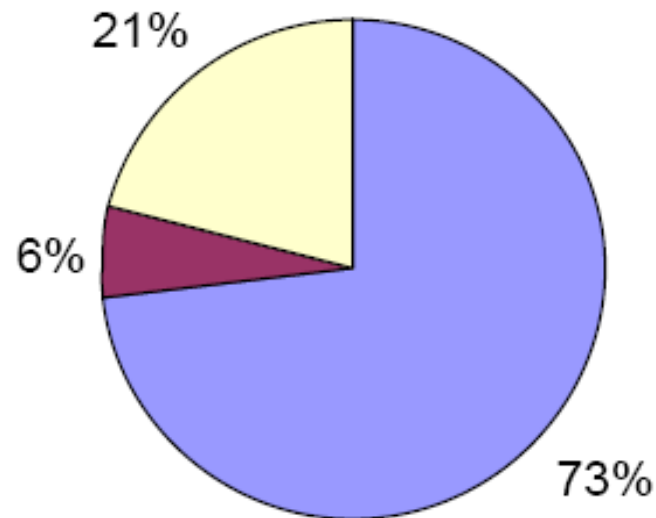
Source: U.S. Census Bureau, American Community Survey 3-Year Estimate



Sacramento County

Estimate of Poverty Status in Past 12 Months by Nativity Sacramento County 2006

Source: US Census Bureau 2006 American Community Survey



■ Native Born ■ Naturalized Citizen ■ Not a Citizen

Sacramento County

Insurance Coverage By Type		
Type of Insurance Coverage	Estimated Percent of Total	Estimated Number of Residents 2005
Employer-based, insured all year	52.4	709,000
Public programs: e.g., Medi-Cal, Medicare and Healthy Families	25.9	350,000
Private policies and other	8.4	114,000
Uninsured (at some point in the year)	13.2	179,000
Total	100.0	1,352,000

Source: 2005 California Health Interview Survey

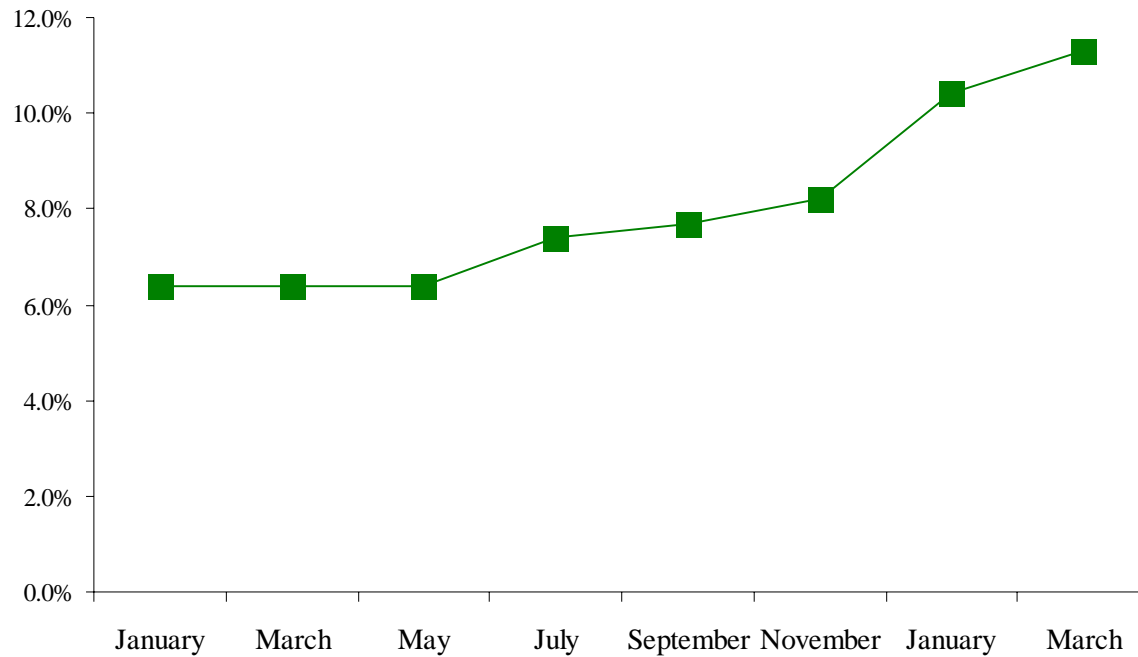
Toward an Improved Health Care System for Sacramento County's Underserved Residents:
Findings and Recommendations from the Sacramento Health Improvement Project, July 2008

Unemployment Rate

Unemployment Rate Sacramento County (January 2008 through March 2009)

2008						2009	
January	March	May	July	September	November	January	March
6.4%	6.4%	6.4%	7.4%	7.7%	8.2%	10.4%	11.3%

Source: Employment Development Department Labor Market Information Division



Commercial Health Insurance e-health insurance search of Sacramento County

- Kaiser Permanente
- Anthem Blue Cross
- Aetna
- Blue Shield of CA
- AARP
- CeliCare
- United Healthcare
- PacifiCare
- 114 plans
- Health Maintenance Organization
- Preferred Provider Organization
- Health Savings Account
- High Deductible

Geographic Managed Care

- All women and children on MediCal must be in a GMC program.
- Elderly and disabled may apply to be part of a GMC.
- On paper improves access to physician care.
- On paper every woman and child has a medical home.

MEDI-CAL GMC ENROLLMENT BY CONTRACTOR - APRIL 2008

Medical Contractors	
Plan Name	Enrollment Total
Blue Cross of California Partnership Plan	85,434
Health Net Community Solutions	28,230
Kaiser Permanente, California, LLC	20,689
Molina Healthcare of California Partner Plan, Inc.	20,006
Western Health Advantage Community Health Plan	12,632
Total Capitated Enrollment	166,991
Dental Contractors	
Plan Name	Enrollment Total
Access Dental Plan, Inc.	51,571
Liberty Dental Plan of California, Inc.	26,818
Community Dental Services/Smile Care	13,367
Western Dental Services	77,909
Total Capitated Enrollment	169,665

Toward an Improved Health Care System for Sacramento County's Underserved Residents: Findings and Recommendations from the Sacramento Health Improvement Project, July 2008

Source: California Department of Health Care Services, Min/Max Enrollment Tables

Sacramento County

- Four hospital systems: Sutter, CHW, UC and Kaiser. All not-for-profit
- 1,366 physicians listed in the SSVMS Directory.
- Most physicians work in large medical groups.
- Physicians serving ethnic minorities tend to have solo or small group practices.
- Physician networks.
- Community Clinics

Sacramento County CMISP

- Serves Medically Indigent Adults (MIA) who are residents of Sacramento County.
- This translates into single adults between the ages of 21 and under 65.
- In 2009 27,000 eligible CMISP clients received letters informing them that the county would no longer serve undocumented residents of Sacramento County in the county clinics.

Eligibility for Sacramento County CMISP

Residency	Must verify you have established residency in Sacramento County by physical presence and intent to remain.								
Real Property	Property used as the home is exempt. Other real property is limited to a net value of \$6,000 and must meet the income producing rule.								
Personal Property	<p>Personal property includes cash, checking or savings accounts, bonds, certificates of deposit (CD) and other forms of negotiable securities.</p> <ul style="list-style-type: none"> • One vehicle used for transportation is exempt • Life Insurance to be exempt must not exceed a face value of \$1,500.00. • Exempt from consideration in personal property evaluations are essential household equipment, furniture and personal and tools, supplies and equipment needed for rehabilitation maintenance and self-support. 								
Resources	<p>All available resources must be utilized. A CMISP applicant must apply for all financial resources that may be available.</p> <p>The total of all property reserves shall not exceed \$2,000 for one and \$3,000 for two. The property reserve increases with additional members.</p>								
Income Limit	<p>Cash or contributions in-kind received by an applicant or recipient is considered income in the month of receipt.</p> <table style="margin-left: 40px;"> <tr> <td>1 person</td> <td>\$600</td> </tr> <tr> <td>2 persons</td> <td>\$750 (if both persons are adults \$934)</td> </tr> <tr> <td>3 persons</td> <td>\$934</td> </tr> <tr> <td>4 persons</td> <td>\$1100</td> </tr> </table> <p>When your income is more than the limit you will be required to pay or agree to pay the amount over the limit toward your medical expenses before the CMISP will pay.</p>	1 person	\$600	2 persons	\$750 (if both persons are adults \$934)	3 persons	\$934	4 persons	\$1100
1 person	\$600								
2 persons	\$750 (if both persons are adults \$934)								
3 persons	\$934								
4 persons	\$1100								

Sacramento County CMISP

- Primary Care Center
- South City Health Center
- MercyClinic/Loaves&Fishes
- ? Del Paso Health Center
- Closed since 2008: Oak Park Health Center, Northeast Health Center and Capital Health Center

UCD Student Run Clinics

- Clinica Tepat
- Paul Hom Asian Clinic
- Imani Clinic at Oak Park
- Joan Viteri Memorial Clinic
- Shifa Clinic
- Bayanihan Clinic
- The Willow Clinic

Community Clinics

- Federally Qualified Health Centers
- Look alikes
- Reproductive health clinics

Free Clinics

- CHW clinics
- Student run clinics

Mental Health

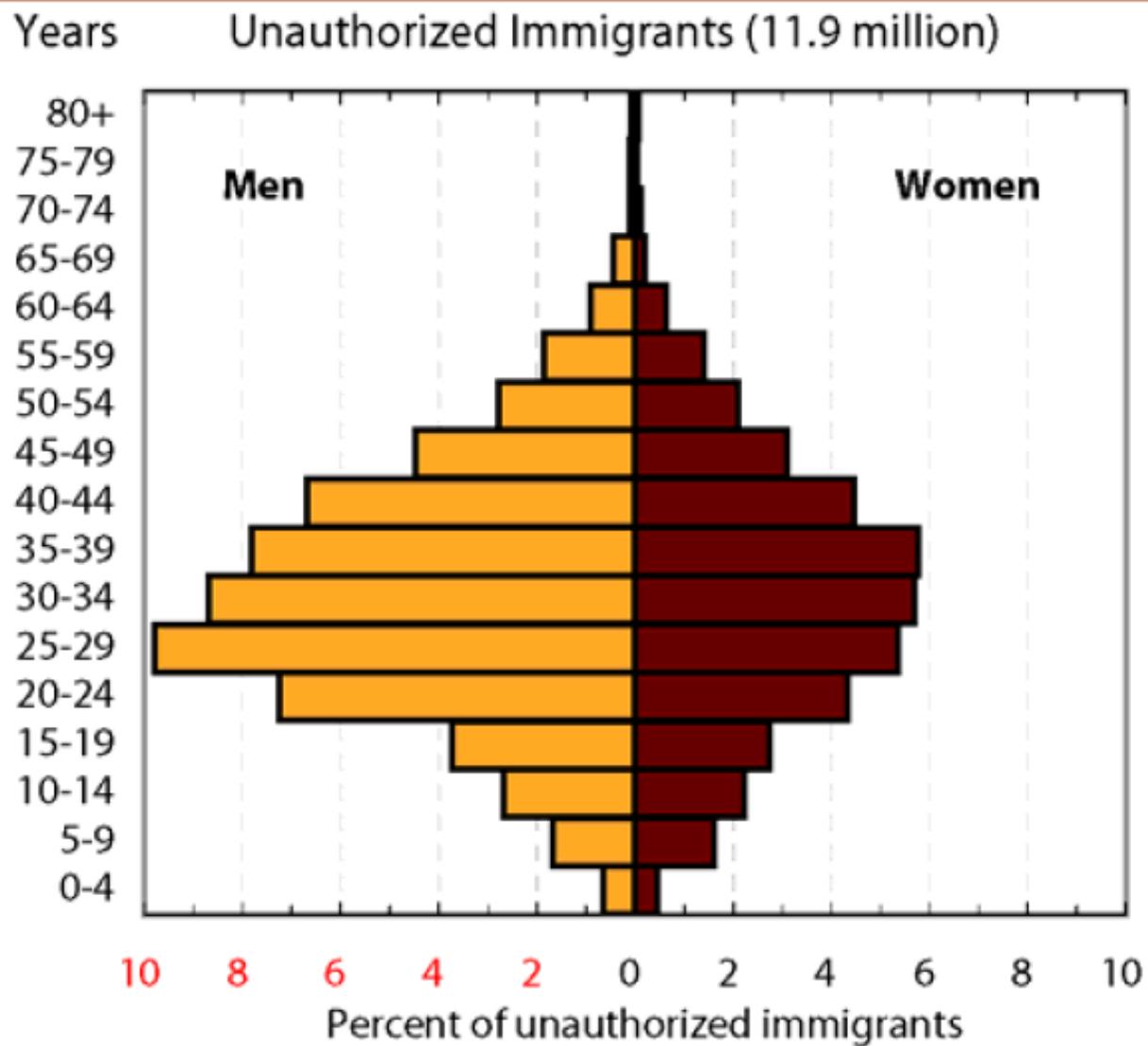
- Medically indigent adults cannot obtain mental health treatment unless they meet the „target population“ criteria
- Mental Health Treatment Center only locked mental health facility in the county.
- No medical-Psychiatric wards in the county.
- Largest psychiatric ward in the county is in the Main Jail

Undocumented Residents

- Approximately 4% of the population=56,000 in Sacramento County
- Higher birth rate
- Live in poverty
- Do not seek medical care unless unable to work because of illness or catastrophic illness

Figure 7

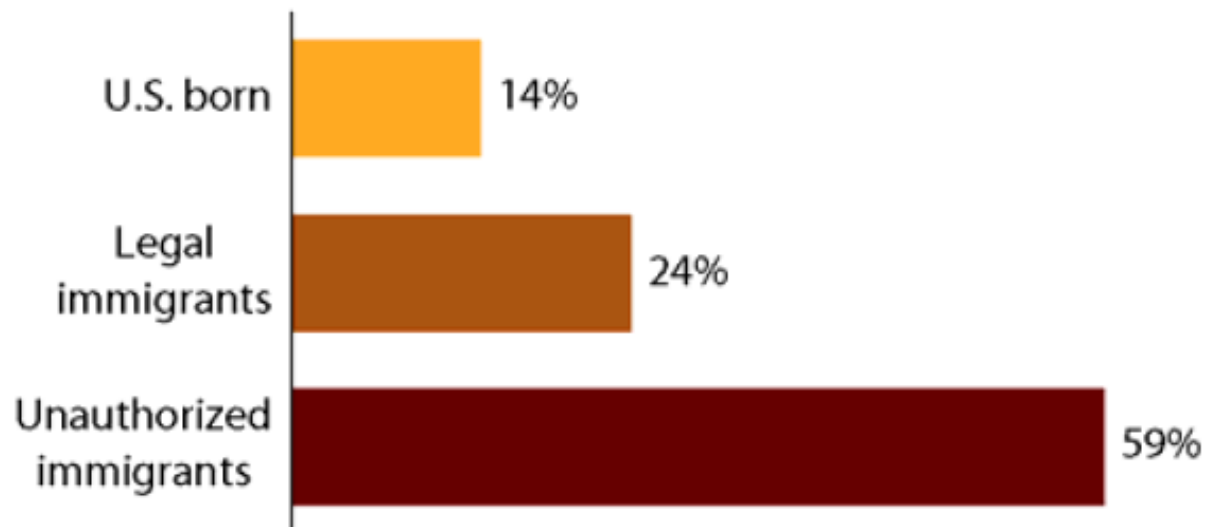
Unauthorized Immigrants by Age and Sex, 2008



Source: Pew Hispanic Center tabulations from augmented March 2008 Current Population Survey. See text for details.

Figure 25
Share of Adults Without Health Insurance,
by Status, 2008

(% of adults in status group without health insurance in previous year)

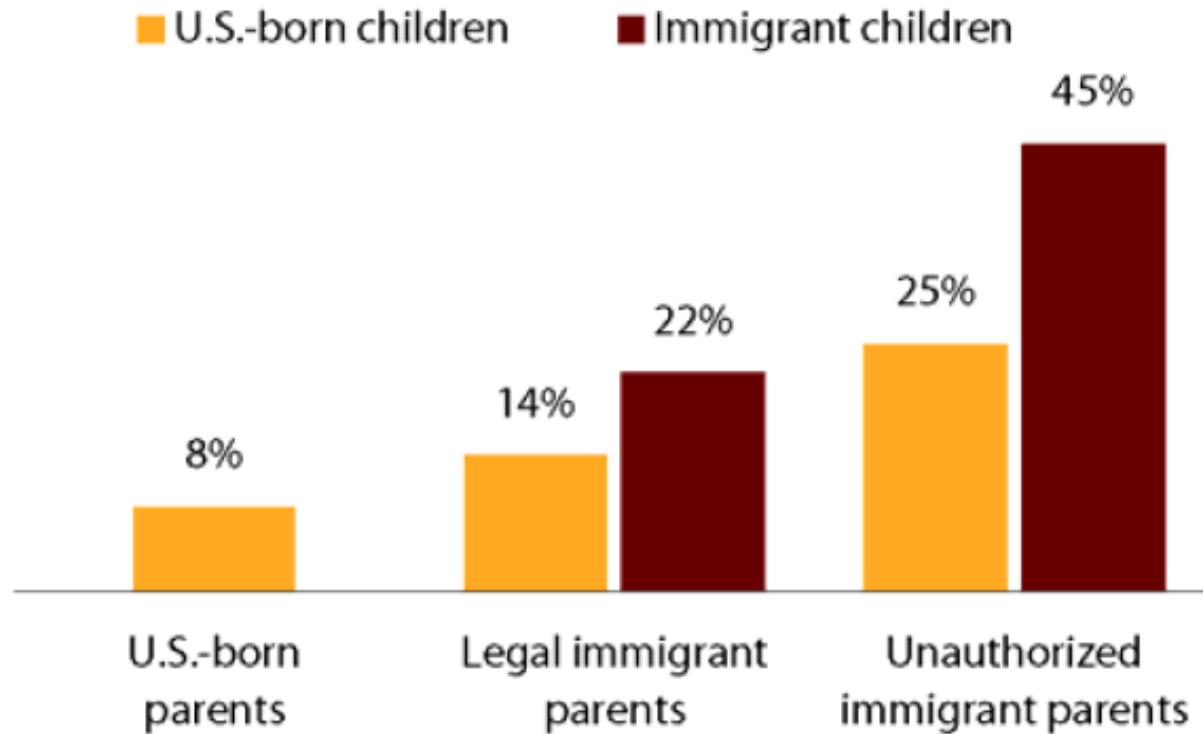


Source: Pew Hispanic Center tabulations from augmented March 2008 Current Population Survey. See text for details.

Figure 26

Share of Children Without Health Insurance,
by Nativity and Parents' Status, 2008

(% of children in status group without health insurance in previous year)



Note: Children are persons under age 18 who are not married.

Source: Pew Hispanic Center tabulations from augmented March 2008 Current Population Survey. See text for details.

Health Programs for Children

- California Children's Services (CCS)
- Child Health and Disability Prevention (CHDP)
- Vaccines for Children
- Family PACT
- Healthy Families
- Medi-Cal
- Cover the Kids

Health Programs for Underserved Adults

- Every Woman Counts
- Emergency MediCal
- Prostate Cancer services
- Family PACT

Medicare

- Over age 65
- Disabled

Who can't turn you down

- 911
- Emergency Rooms

Specialties in Short Supply

- Neurosurgery
- Orthopedic Surgery
- Psychiatry
- Child Psychiatry
- Gastroenterology

Healthcare costs to individuals with catastrophic illnesses

- Reach the limit of insurance
- Bankruptcy
- „Spend Down“ to poverty level
- Qualify for government funded programs?

Why does government sponsored healthcare cost tax payers so much?

- Covers very sick, disabled and elderly
- Last resort
- Used by some employers for low wage workers
- Long term chronic care